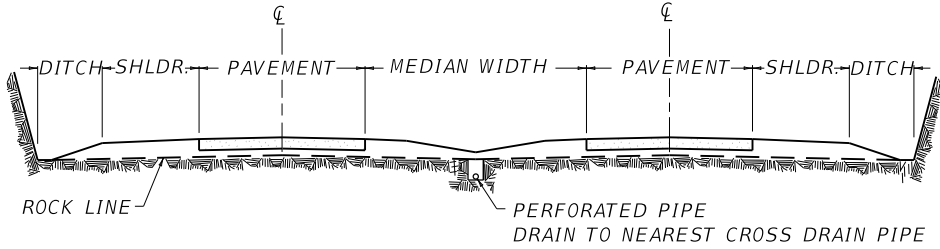
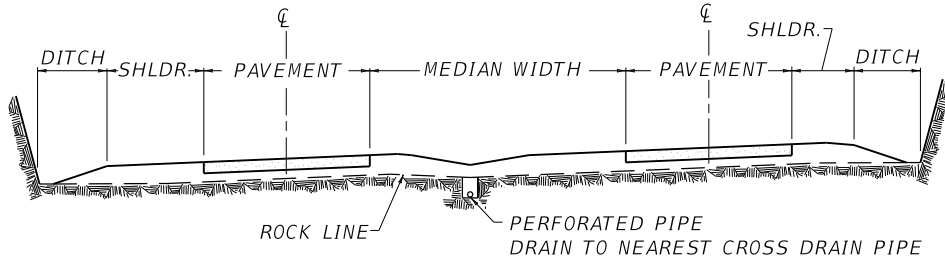


SECTIONS IN SOLID ROCK CUTS

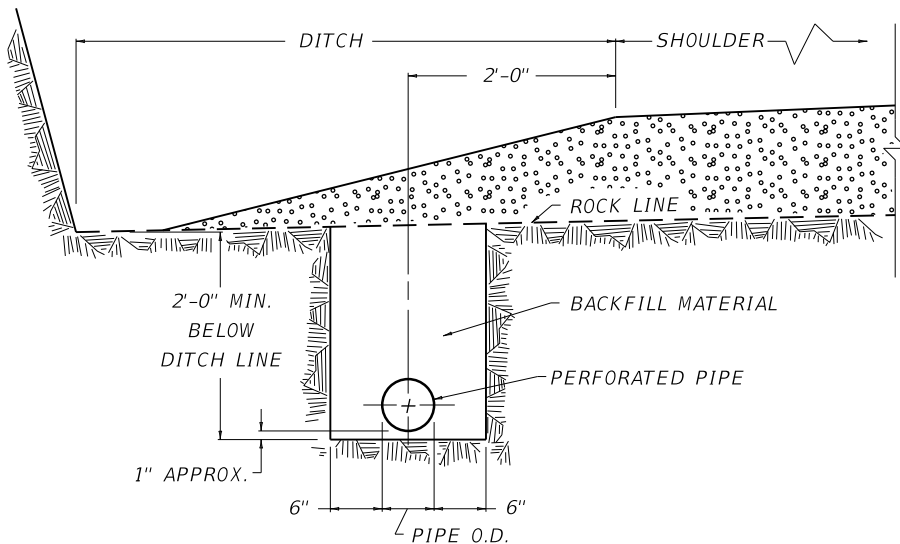
DEPRESSED MEDIAN 36 FEET AND OVER



NORMAL SECTION

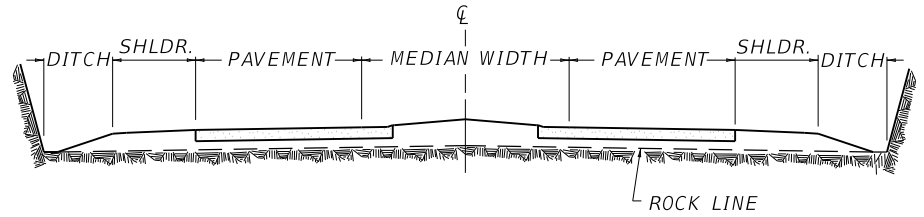


SUPERELEVATED SECTION

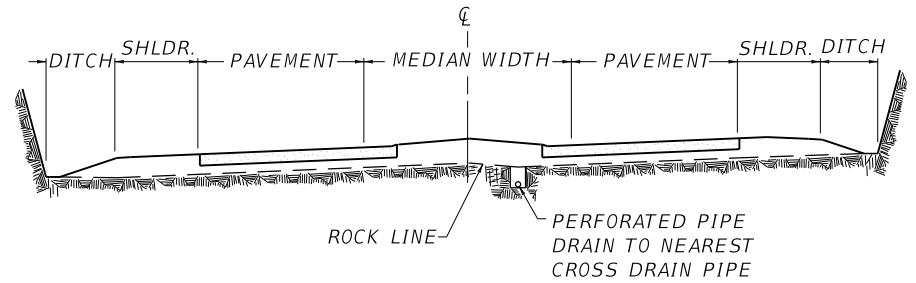


PERFORATED PIPE AT DITCH-SHOULDER LOCATION

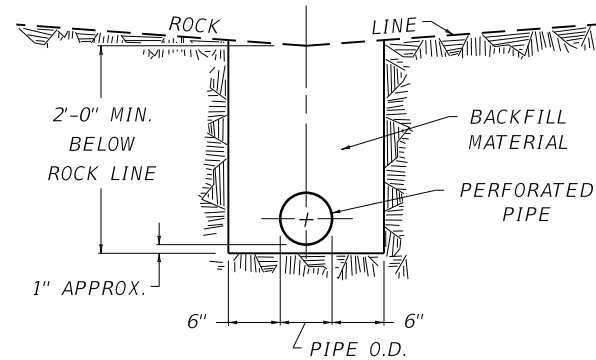
RAISED MEDIAN UNDER 36 FEET



NORMAL SECTION



SUPERELEVATED SECTION



DETAIL OF PERFORATED PIPE AT LOCATIONS AS SHOWN ON THE SECTIONS

~ NOTES ~

BID ITEM AND UNIT TO BID
 PERFORATED PIPE- Δ IN LF
 Δ = PIPE DIA. IN INCHES

1. PERFORATED PIPE TO BE CONSTRUCTED AS DETAILED ONLY WHEN SPECIFICALLY CALLED FOR ON THE SOIL PROFILE, PLAN SHT. OR BOTH.

USE WITH CUR. STD. DWG.
 RDP-001

KENTUCKY
 DEPARTMENT OF HIGHWAYS

PERFORATED
 PIPE DETAILS
 (SOLID ROCK)

STANDARD DRAWING NO. RDP-007-04

SUBMITTED	<i>W. P. Galt</i>	12-01-15
DESIGNED BY	DATE	
APPROVED	<i>Shelton</i>	12-01-15
STATE HIGHWAY ENGINEER	DATE	